


COLORS AND FINISHES

THERMOPLASTIC FOIL COLORS

Solid Colors - Regular Finishes



B21R White - matte
M Flakeboard W400, Panval 003, Panolam S411, Tafisa L080
HPL Wilsonart D427-60




B21W White Woodgrain - matte
M Flakeboard W400 (Algonquin), Panval 003 (Ashwood)
HPL Arborite S417-LQ, Formica 949-25




R54R Designer White - matte
M Panolam S645
HPL Wilsonart D354-60




B54W Designer White Woodgrain - matte
HPL Wilsonart D354-81



C73R Frosty White - matte
M Flakeboard W100
HPL Wilsonart 1573-60



B30R Almond - matte
M Panval 136, Panolam S445, Flakeboard A-920, Tafisa L258
HPL Formica 920-58, Wilsonart D30-60, Arborite S445-CA



C72R Antique White - matte
M Flakeboard 1572, Panval 810, Panolam S463
HPL Arborite S463-CA, Wilsonart 1572-60, Formica 932-58



G909C Black - crystal
M Flakeboard U002-C
HPL Arborite S405-DI, Formica 909-42, Wilsonart 1595-90


Solid Colors - High Gloss



R49L White - high gloss
HPL Nevamar S-7-32G, Wilsonart 1573-1 (with peel coat)




C32L Antique White - high gloss
HPL Formica 932-90, Wilsonart 1572-1 (with peel coat)




R42L Black - high gloss
HPL Arborite S405-GL, Formica 909-90, Wilsonart 1595-1 (with peel coat)

Solid Colors and Patterns - Special Finishes



C35S White - satin
HPL Wilsonart D354-7 (with peel coat)



C72S Antique White - satin
M Flakeboard 1572, Panval 810, Panolam S463
HPL Wilsonart 1572-7 (with peel coat)



R61WS Silver Ash - satin

Pattern Colors - High Gloss



R13SL Sand Ripple - high gloss (with peel coat)



R61WL Silver Ash - high gloss (with peel coat)



R76WS Bleached maple - satin
M Panval 706
HPL Formica U706-58



K961R Stainless Steel - matte
M Panval 961, Panolam A60
HPL Formica U961-58

Woodgrain Finishes




C71W Ivory Wood - matte
HPL Wilsonart 7213-60



C78W Pink Maple - matte
M Flakeboard 7908, Panval 953, Tafisa L364
HPL Formica U953-58, Wilsonart 7908-7



R61W Silver ash - matte
M (with peel coat)




F39W Abracadabra - matte
M Tafisa L439
HPL Arborite T439-KR



R763W Maple cream - matte
M Panval 763
HPL Formica U763-58



C92W Hard Rock Maple - satin
M Flakeboard 10776, Panval 992, Panolam W290
HPL Formica U992-58, Pionite WM791-S, Wilsonart 10776-60



B63W Natural Cherry - matte
M Panval 177
HPL Formica U177-58



F43W Secret - matte
M Tafisa L443
HPL Arborite T443-KR



R764W Sugar maple - matte
M Panval 764
HPL Formica U764-58



F21W Candlelight - matte
M Tafisa L421, Panolam W334, Panval 262
HPL Arborite T421-KR



R205W Tobacco Cherry - matte
M Panval 205
HPL Formica U205-58



B53W Valley Oak - matte
M Flakeboard A601
HPL Prémoulé PR2053-58




F97W Pearwood - matte
M Panval 971, Flakeboard H1232, Panolam W703
HPL Formica U971-58, Pionite WX031N



V978W Regal Cherry - matte
M Panval 978
HPL Formica U978-58



F20W Summer Flame - matte
M Tafisa L420, Panolam W336, Panval 263
HPL Arborite T420-KR



R965W Porto - matte
M Panval 965
HPL Formica U965-58



C46W Dark Cherry - matte
M Panval 969, Panolam W185
HPL Formica 86641-58, Formica U969-58



R74W Mahogany - matte
M Panval 704
HPL Formica U704-58 (with peel coat)



R204W Bourbon Cherry - matte
M Panval 204
HPL Formica U204-58



R207W Choco Cherry - matte
M Panval 207
HPL Formica U207-58



R766W Cayenne Maple - matte
M Panval 766
HPL Formica U766-58



F44W Chocolate Pear Tree - matte
M Tafisa L444
HPL Arborite T444-KR



B91W Blue Maple - matte
M Panval 391
HPL Formica U391-58

HPL Suggested color/design options in HPL.

M Suggested color/design options in melamine.

View larger sample

These suggested options are informational only.

COLORS AND FINISHES

PRÉMOULÉ COMPATIBLE COLOR OPTIONS

Color	Description	Color Group	Color Back	Foil with Peel & Stick	Indicates possible color/design options available in HPL and/or melamine. The ultimate responsibility rests solely with the end user with respect to acceptability of these options in specific applications.		Thermo Edge-banding	PVC Edge-banding
					Melamine	HPL		
B21R	White -matte	A	white matte	•	Flakeboard W400 Panolam S411 Panval 003 Tafisa L080	Wilsonart D427-60*	•	•
B21W	White Woodgrain - matte	A	white matte	•	Flakeboard W400, (Algonquin) Panval 003, (Ashwood)	Arborite S417-LQ* Formica 949-25*	•	•
B30R	Almond - matte	A	•	•	Flakeboard A920 Panolam S445 Panval 136 Tafisa L258	Arborite S445-CA Formica 920-58* Wilsonart D30-60*	•	•
B53W	Valley Oak - matte	B-C	•	•	Flakeboard A601	Prémoulé PR2053-58*	•	•
B54W	Designer White Woodgrain- matte	A	white matte	•		Wilsonart D354-81	•	
B63W	Natural Cherry - matte	B-C	•	•	Panval 177	Formica U177-58*	•	•
B91W	Blue Maple - matte	B-C	•	•	Panval 391	Formica U391-58*	•	•
C32L	Antique White - high gloss	F	matte			Formica 932-90 Wilsonart 1572-1	•	•
C35S	White - satin	D	white matte	•		Wilsonart D354-7	•	•
C46W	Dark Cherry - matte	B-C	•	•	Panolam W185 Panval 969	Formica 866641-58* Formica U969-58	•	•
C71W	Ivory Wood - matte	B		•		Wilsonart 7213-60*	•	•
C72R	Antique White - matte	A	•	•	Flakeboard 1572 Panolam S463 Panval 810	Arborite S463-C Formica 932-58 Wilsonart 1572-60*	•	•
C72S	Antique White - satin	D-E	matte	•	Flakeboard 1572 Panolam S463 Panval 810	Wilsonart 1572-7	•	•
C73R	Frosty White - matte	A	white matte	•	Flakeboard W100	Wilsonart 1573-60*	•	•
C78W	Pink Maple - matte	B-C	•	•	Flakeboard 7908 Panval 953 Tafisa L364	Wilsonart 7908-7 Formica U953-58	•	•
C92W	Hard Rock Maple - matte	B-C	•	•	Flakeboard 10776 Panolam W290 Panval 992	Formica U992-58* Pionite WM791-S Wilsonart 10776-60	•	•
F20W	Summer Flame - matte	B-C	•	•	Panolam W336 Panval 263 Tafisa L420	Arborite T420-KR*	•	•
F21W	Candlelight - matte	B-C	•	•	Panolam W334 Panval 262 Tafisa L421	Arborite T421-KR*	•	•

* Stock Prémoulé

Shaded color code indicates same color back available. All other colors with white back.

The ultimate responsibility rests solely with the end user with respect to acceptability of these options in specific applications.

Color	Description	Color Group	Color Back	Foil with Peel & Stick	Indicates possible color/design options available in HPL and/or melamine. The ultimate responsibility rests solely with the end user with respect to acceptability of these options in specific applications.		Thermo Edge-banding	PVC Edge-banding
					Melamine	HPL		
F39W	Abracadabra - matte	B-C	•	•	Tafisa L439	Arborite T439-KR*	•	•
F43W	Secret - matte	B-C	•	•	Tafisa L443	Arborite T443-KR*	•	•
F44W	Chocolat Pear Tree - matte	B-C	•	•	Tafisa L444	Arborite T444-KR*	•	•
F97W	Pearwood - matte	B-C	•	•	Flakeboard H1232 Panolam W703 Panval 971	Pionite WX031N Formica U971-58*	•	•
G909C	Black - crystal	A	black matte	•	Flakeboard U002	Arborite S405-DI Formica 909-42* Wilsonart 1595-90*	•	•
K961R	Stainless Steel - matte	D-E	•	•	Panolam A60 Panval 961	Formica U961-58*	•	•
R13SL	Sand Ripple - high gloss	G		•			•	
R204W	Bourbon Cherry - matte	B-C	•	•	Panval 204	Formica U204-58*	•	•
R205W	Tobacco Cherry - matte	B-C	•	•	Panval 205	Formica U205-58*	•	•
R207W	Choco Cherry - matte	B-C	•	•	Panval 207	Formica U207-58*	•	•
R42L	Black - high gloss	F	black matte			Arborite S405-GL Formica 909-90* Wilsonart 1595-1*		•
R49L	White - high gloss	F	white matte	•		Nevamar S-7-32G Wilsonart 1573-1*	•	•
R54R	Designer White - matte	A	white matte	•	Panolam S645	Wilsonart D354-60*	•	•
R61W	Silver Ash -matte	D		•			•	•
R61WL	Silver Ash - high gloss	G		•			•	•
R61WS	Silver Ash - satin	D		•			•	•
R74W	Mahogany - matte	B-C	•	•	Panval 704	Formica U704-58*	•	•
R76WS	Bleached Maple - satin	D-E	•	•	Panval 706	Formica U706-58*	•	•
R763W	Maple Cream - matte	B-C	•	•	Panval 763	Formica U763-58*	•	•
R764W	Sugar Maple - matte	B-C	•	•	Panval 764	Formica U764-58*	•	•
R766W	Cayenne Maple - matte	B-C	•	•	Panval 766	Formica U766-58*	•	•
R965W	Porto - matte	B-C	•	•	Panval 965	Formica U965-58*	•	•
V978W	Regal Cherry - matte	B-C	•	•	Panval 978	Formica U978-58*	•	•

* Stock Prémoulé

Prémoulé Compatible Color Options

Numerous melamine and HPL colors and patterns are compatible with our foil colors.



Paintable Foil (B99R)

A paintable foil is also available from inventory, product code B99R. A cost saving and trouble free option for painted doors as it reduces significantly the sanding time.